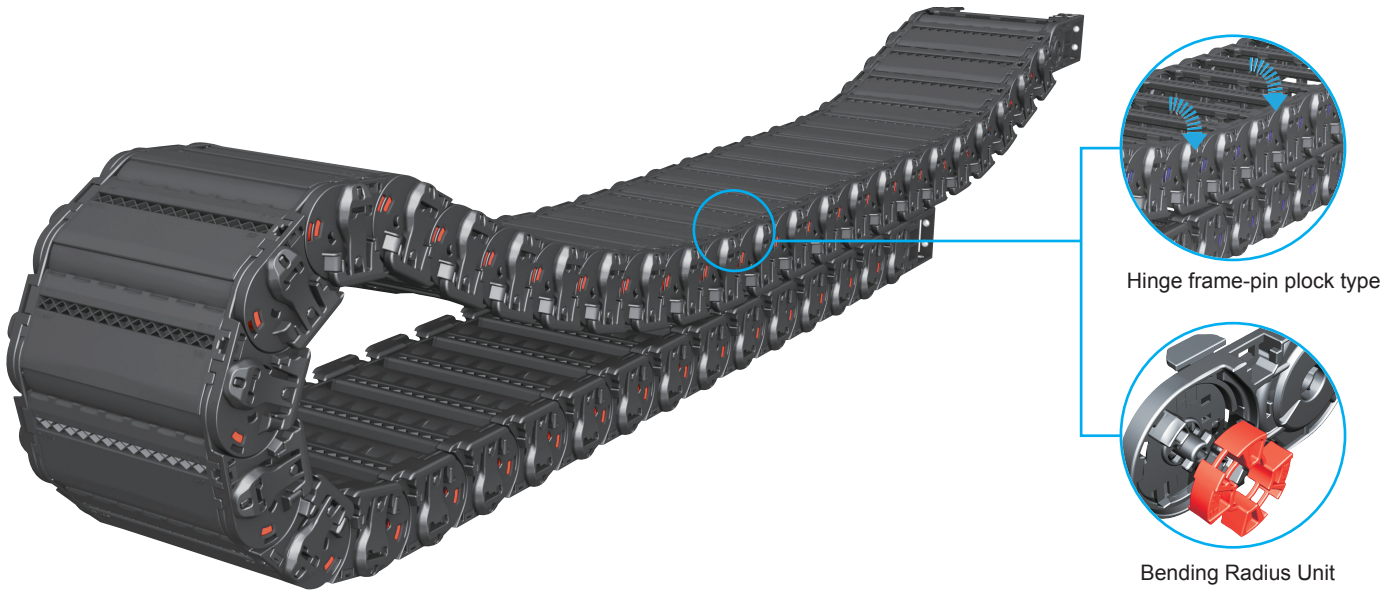
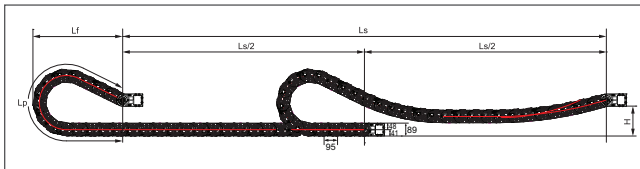


ST095ES



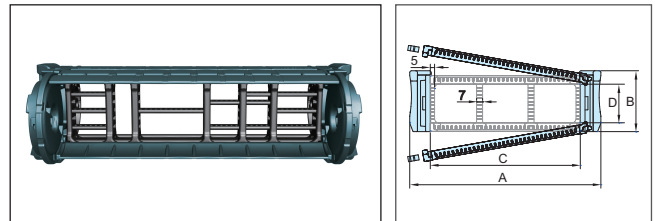
Layout of the Chain

Ls: Stroke



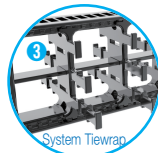
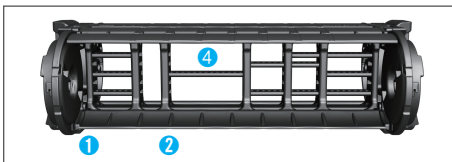
Bending Radius (R)	Lp Loop Length	Lf Loop Projection	H Moving Height
150	1,178	534	210
200	1,479	634	
230	1,666	694	
280	2,146	889	
400	3,232	1,319	

Chain Cross Section



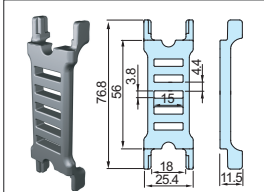
Chain Type	A Width(Outer)	B Height(Outer)	C Frame	D Height(Inner)	Weight kg/m
ST095ES	162	89	100	55	4.16
	187		125		4.41
	212		150		4.65
	237		175		4.90
	262		200		5.15

Dividers(DV)

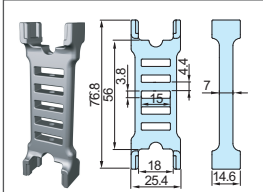


Assemble divider every second frame
 DV/M : Normal Divider
 DV/W : Applicable to System Tie Wrap or FEB

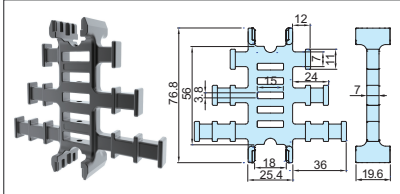
1 sb-DV060/S




2 sb-DV060/M




3 sb-DV060/W



Separators(SP)



4 Adjustable Separator length



Chain Type	Ordering NO.
ST095ES	sb-SP/400,Frame

